

**NATIONAL
VENTILATION**

Manufacturers & suppliers
of  **monsoon** products

Zone I Silence Range

Low noise, low energy fan



- Can be installed in Zone 1 without transformer (30mA RCD must be fitted)
- Low noise as low as 25 dB(A)
- Max consumption only 7.5W (100mm only)
- Ceiling or wall mount
- Complies with both Part F & L
- Specific fan power as low as 0.27 W/l/s
- 3 year guarantee

Call now to find out more: 01823 690 290

www.nationalventilation.co.uk Email: info@nvagroup.co.uk

The new Monsoon Silence range is the latest innovative domestic ventilation solution providing high extraction rates with low energy use and exceptionally quiet running levels. The fan comes with a long life ball bearing motor and a silent back draft shutter preventing air travelling back up the duct and into the room. The casing and impeller are made of durable high quality UV-resistant plastic, which helps to prevent degradation and discoloration of the plastic over time. The Mon-S100, S100T, S100HT and S100PC are also now available in a chrome finish, making this stylish fan match well with any modern interior.

Models available

100mm - 97m³/h

CODE	DESCRIPTION
MON-S100	100mm Standard Model
MON-S100T	100mm Timer Model adjustable from 2-30 minutes
MON-S100HT	100mm Timer/Humidistat Model adjustable from 60 to 90%
MON-S100PC	100mm Pull-Cord Model
MON-S100PIR	100mm Passive Infrared Sensor Model c/w Timer
MON-SCHR	100mm Chrome facia (not compatible with MON-S100PIR)

125mm - 185m³/h

CODE	DESCRIPTION
MON-S125	125mm Standard Model
MON-S125T	125mm Timer Model adjustable from 2-30 minutes
MON-S125HT	125mm Timer/Humidistat Model adjustable from 60 to 90%
MON-S125PC	125mm Pull-Cord Model
MON-S125PIR	125mm Passive Infrared Sensor Model c/w Timer

150mm - 280-370m³/h

CODE	DESCRIPTION
MON-S150	150mm Standard Model
MON-S150T	150mm Timer Model adjustable from 2-30 minutes
MON-S150HT	150mm Timer/Humidistat Model adjustable from 60 to 90%
MON-S150PC	150mm Pull-Cord Model
MON-S150PIR	150mm Passive Infrared Sensor Model c/w Timer

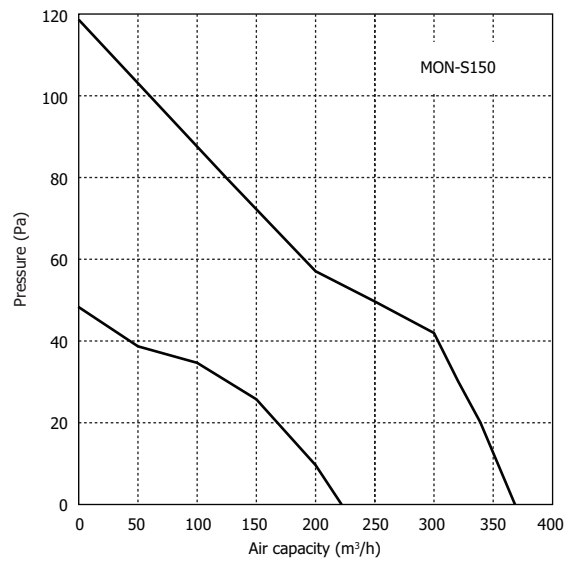
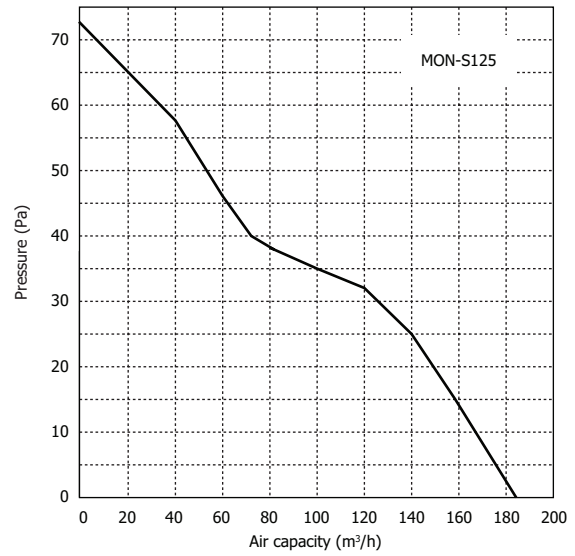
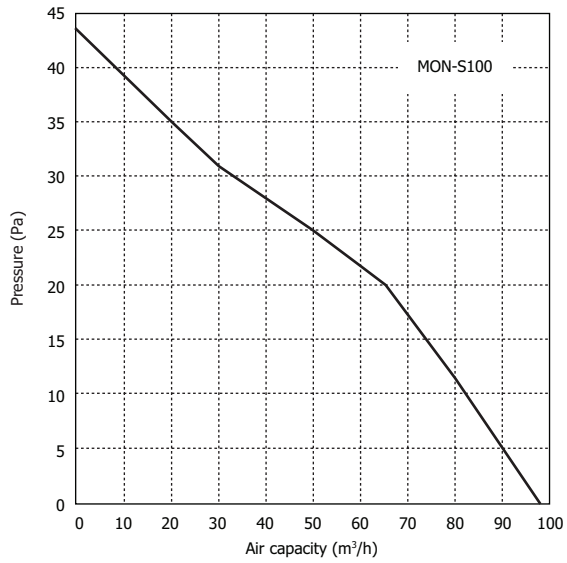
Technical data

	MON-S100	MON-S125	MON-S150	
Speed	-	-	High	Low
Volts at 50 Hz (V)	230	230	230	230
Power (W)	7.5	17	22	19
Specific Fan Power (W/l/s)	0.27	0.33	0.21	0.24
Current (A)	0.049	0.11	0.1	0.09
Performance (m ³ /h)	97	185	370	280
Sound @ 3m dB(A)	25	32	38	32
Weight (Kg)	0.55	0.78	1.33	1.33
IP rating	IP45	IP45	IPX5	IPX5

Call now to find out more: 01823 690 290

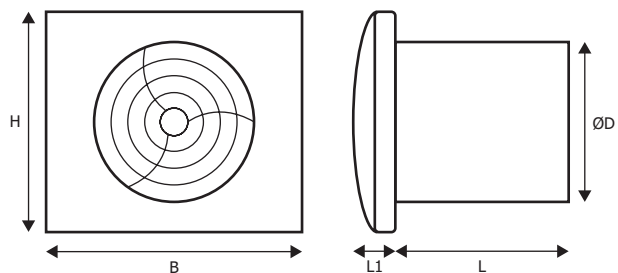
www.nationalventilation.co.uk Email: info@nvagroup.co.uk

Performance



Dimensions









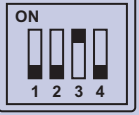


MODEL	H	B	L1	L	ØD
MON-S100	136	158	26	107	99
MON-S125	158	182	27	91	123.5
MON-S150	190	214	31.6	130	147.5



Call now to find out more: 01823 690 290

www.nationalventilation.co.uk Email: info@nvagroup.co.uk

150mm Two speed control options

MODEL	MODE 1	MODE 2	MODE 3	MODE 4	MODE 5
MON-S150T				-	-
MON-S150PIR				-	-
MON-S150HT					

The Monsoon 150mm model has a two speed control function and can be selected by setting the DIP switch into the required position.

Mode 1 (single-speed mode)

The fan is turned off by default. The fan starts operating at the 1st speed when the switch is closed or one of the sensors is activated.

Mode 2 (single-speed mode)

The fan is turned off by default. The fan starts operating at the 2nd speed when the switch is closed or the sensors are activated.

Mode 3 (two-speed mode)

The fan operates at the 1st speed by default. The fan switches to the 2nd speed when the switch is closed or the sensors are activated.

Mode 4 (two-speed mode)

The fan is turned off by default. The fan starts operating at the 1st speed when the switch is closed and switches to the 2nd speed when the humidity sensor is activated.

Mode 5 (two-speed mode)

The fan is turned off by default. The fan starts operating at the 1st speed when the switch is closed or when the humidity sensor is activated. If during the operation at the 1st speed the second even takes place. i.e. the switch is closed or the humidity sensor is activated, the fan switches to the 2nd speed.

ATTENTION!

The fan will be set to operation mode 1 as default.

Any other operating mode may be set during the fan mounting or during its operation. Setting the DIP switch to any operating position other than stated in the table results in the emergency mode with red light indication. In such a case disconnect the fan from power supply and set the DIP switch to a correct position.

Call now to find out more: 01823 690 290

www.nationalventilation.co.uk Email: info@nvagroup.co.uk